



Automation & Robotics

AutoMapper For Prescription Lenses

The Dual LensMapper, integrated in this unit, gives a mapping of the prescription lens (freeform or conventional) and calculates FOA optical power at the reference points (FV, NV). For the freeforms, it compares the expected design to the real lens and displays an error map. A Go/NoGo decision is made, based on the error map and the list of criteria defined by the lab.

Because the A&R AutoMapper is task specific, and the system has a small footprint, you can easily integrate it into the lab, either directly after the surfacing or in the final control (also suitable for checking the cut lenses).

The AutoMapper is an excellent investment for a modern lab with a rapid payback!





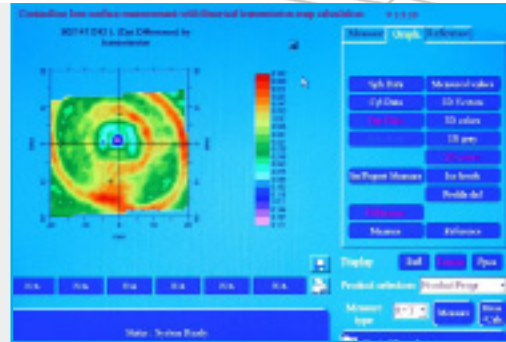
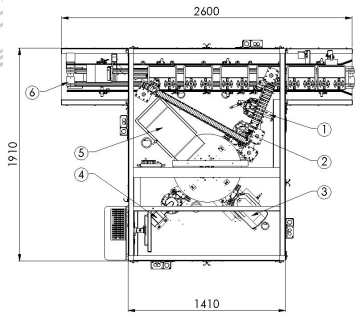
Flexible, high-speed automation with AutoMapper.

Main Features

Technical Specifications

Benefits

Options



1. Centering device
2. Turntable loading +unloading + gripper reset
3. Automatic positioning (PPOS)
4. Contactless thickness measurement
5. DUAL LENSMAPPER
6. Conveyor belt - Ticket printer

Software : OMA/ VC-DCS standard

Dimensions :

- L = 191cm
- W = 140 cm
- H = 192 cm (without Laminar flow box)

Type : MCV4

Range

- Diameter (via shape measurement) : 44 to 80 mm
- NB : grippers also designed to handle cut lenses
- Max. power for positive axis : +10.00D
- Min. power for negative axis : -10.00D
- Cylinder : 0 to +4.00D

Accuracy

- DPT : 0.04 D
- CYL : 0.04 D
- PRISM : 0.03cm/m + 1°
- Contactless thickness measurement: 0.04mm

Capacity : 150 jobs/hour

Controlled by Industriel PC

Power supply: 2kVA - 1x230 VAC + N + PE (50/60 Hz)*
Air supply: 6 bars - 100l/min

* compatible for non-European power supply on request

- 100 % production control
- just after surfacing --> direct feedback on production*
- control of the cut lens - in case of remote edging
- Non contact measurement
- Correction of eventual R/L inversion
- Integrated Dual LensMapper : measurement of free form and conventional progressive lenses
Control of power, cyl. and axis at DRP and NRP according to the ISO standards.
- Auto-calibration with reference lenses
- Auto-train and search of μ -engravings (PPOS)
- Remote maintenance (internet)
- Feedback for statistics*
 - Interactive dialog and diagnostics
 - Multi lingual diagnostics & Interface
- Adaptable to the customer's tray

(* required for ISO9000 certification)

- Laminar flow box
- Table for rejected lenses



BENEFITS

- The Dual LensMapper is the only instrument to take into account the effect of the lens position and tilt in the calculation of the theoretical power. This leads to a meaningful error map which is not affected by those parameters
- Upload of reliable measurement values for SPC (Statistical Process Control)
- Control of edged lenses

The sale of all of Automation & Robotics products is subject to the company's applicable Warranty and Limitations of Warranty and to the company's Standard Terms and Conditions of Sale.

Parc industriel de Lambermont
Rue des Ormes 111
B-4800 Verviers - Belgium

Tél.: +32 (0)87 322 323
Fax: +32 (0)87 310 406
e-mail: aut-rob@ar.be

T.V.A.: BE 0423.637.107
R.P.M.: Verviers
www.ar.be

