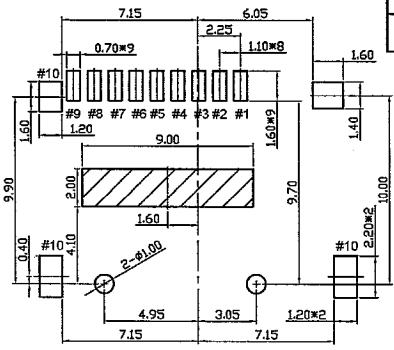
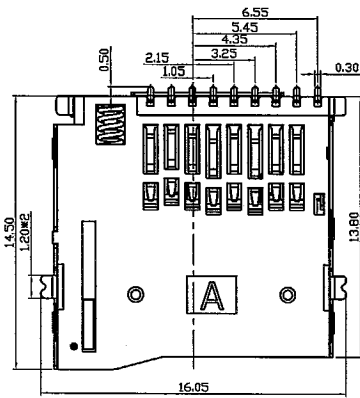
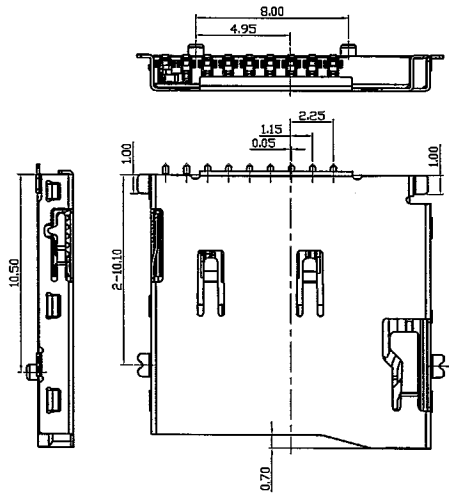


1 2 3 4 5 6 7 8

F
E
D
C
B
A

F
E
D
C
B
A

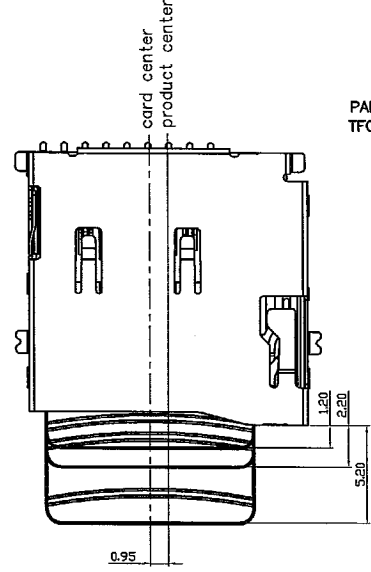

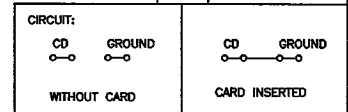
REV	MODIFICATION	DATE	DRAW



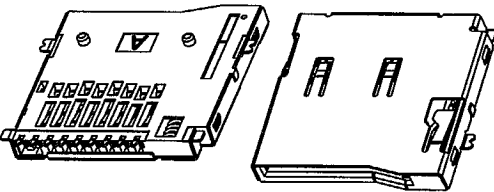
RECOMMENDED PCB LAYOUT
(ALL TOLERANCE ARE ±0.05)

▨ :PROHIBITION AREA

Pin No.	MICRO SD
PIN1	DAT2 1P
PIN2	CD/DAT3 2P
PIN3	CMD 3P
PIN4	VDD 4P
PIN5	CLK 5P
PIN6	VSS 6P
PIN7	DAT0 7P
PIN8	DAT1 8P
PIN9	CARD DETECT
PIN10	RRDUND



card center
product center



PART.NO.: TFCMF-308 xx BOT1

- 01: 功能区镀金1U", 锡脚镀雾纯锡至少100U"
- 03: 功能区镀金3U", 锡脚镀雾纯锡至少100U"
- 05: 功能区镀金5U", 锡脚镀雾纯锡至少100U"
- 10: 功能区镀金10U", 锡脚镀雾纯锡至少100U"
- 15: 功能区镀金15U", 锡脚镀雾纯锡至少100U"
- 30: 功能区镀金30U", 锡脚镀雾纯锡至少100U"



NOTES :

1. MATERIAL :
 - 1.1 HOUSING:LCP UL94 V-0, BLACK COLOR.
 - 1.2 SHELL: Stainless Steel.
 - 1.3 CONTACT: Copper alloy.
2. FINISH :
 - 2.1 CONTACT: GOLD PLATING ON CONTACT AREA, MATTE TIN 100u"MIN ON SOLDER TAIL AREA. 50u" MIN NICKEL PLATING OVERALL.
 - 2.2 SHELL: 30u" MIN NICKEL PLATING OVERALL. Au 1u"MIN ON SOLDER TAIL AREA.
3. Electrical Characteristics:
 - 3.1 Operating voltage : 100V AC(rms)/DC.
 - 3.2 Current rating : 0.5 A.
 - 3.3 Operating Temperature: -25°C~+85°C.
 - 3.4 Contact resistance: 100 m ohms max.
 - 3.5 Insulation resistance: 1000M ohms min. at 25VDC.
 - 3.6 Dielectric withstanding voltage: 500 VAC/minute.

DIMENSION IN mm [Inch]		PROD. SPEC.	KINGFONT PRECISION INDUSTRIAL CO., LTD.	
TOLERANCE UNLESS OTHERWISE SPECIFIED		PKG. SPEC.	TITLE Micro SD PUSH CONN. (外焊) CUSTOMER DRAWING	
.X± 0.50	X.'± 5'	APPROVE <i>Gomy</i>	FILE NO.	DWG NO. TFCMF-308xxBOT1
.XX± 0.25	.X'± 2'	CHECK <i>Moyu</i>	SIZE A4	PROJ. SHEET 1 / 1
.XXX± 0.15	.XX'± 1'	DRAW <i>Moyu</i>	SCALE 1:1	REV A

1 2 3 4 5 6 7 8 QR-2100-043