

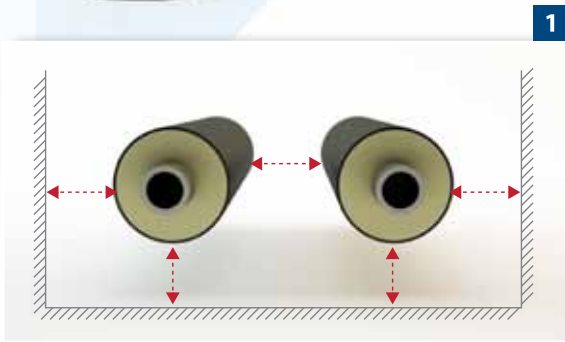
FIELD INSULATION APPLICATION WITH JOINT SET




After the welding of the pipes and fittings, a joint set will be needed for insulating the non-insulated part on the site.

The joint set comprises the parts below:

1. HDPE cover
2. Heat-shrink tape
3. Polyol and Isocyanate
4. Plug




The distances between the two preinsulated pipes are prepared according to the standard.



Torch must not be used in windy and cold weather. Please use it only in warm and still weather.




Before the assembly and welding of the pipes, the cover must be on the pipe.



Pipes are welded before insulation.



After welding, the outer surface of the casing is cleaned and heated with the torch.



The surface is cleaned off from the dirt and trimming that occur after heating.