



Head office

📍 126, Beolmal-ro, Dongan-gu, Anyang-si, Gyeonggi-do, Korea (O-Biz Tower #3108)
☎ + 82.31.450.3968
✉ tfo@taihan.com

New Jersey office

📍 221 River St. Ste 9, Hoboken NJ 07030 USA
☎ + 1.201.784.1117
✉ kmyoung@tfo.co.kr

Singapore office

📍 60 Paya Lebar Road #13-36 Paya Lebar Square Singapore 409051
☎ + 65.8809.1449
✉ kshun@tfo.co.kr

www.tfo.co.kr



CENTRAL TUBE RIBBON CABLE

PERFECT SOLUTION FOR HIGH BANDWIDTH COMMUNICATIONS



High Count, Cost Saver

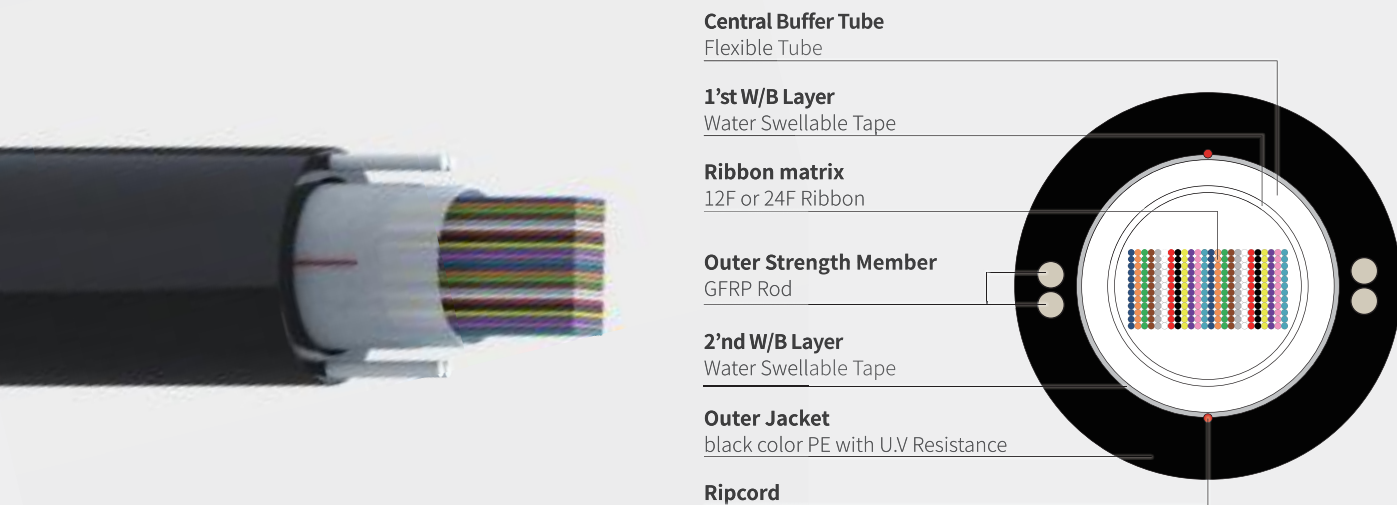
Perfect Solution

Taihan Fiberoptics offers an innovative solution of Ribbon Cables for high fiber count networks with versatile application in aerial, duct, or buried deployments, improving the OSP productivity and cutting considerably installation cost and time.

Our Ribbon Solution have played a significant role in the development and expansion of the bandwidth in most technologically advanced countries.

DFLEX-RIBBON CENTRAL LOOSE TUBE

72F cable cross-section




Definition

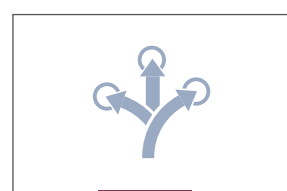
TFO DFlexRibbon - Central Tube Ribbon combination of high-count fibers, ribbon stacks, and its versatile applications in aerial and duct installation, makes it a perfect solution for high bandwidth communication networks. Its innovative design enhance field deployment and reduces drastically the installation cost and time.

The optical ribbon fibers stacks are placed within a single centralized gel-free Flexible buffer tube. The cable core incorporate innovative dry water blocking materials, to protect it from moisture migration. The tensile strength is given by dielectric strength members located 180 degrees a part inside the Polyethylene outer jacket, finishing a cable with outstanding optical performance, durability and reliability in its application and lifetime.


Features




Eco-friendly
Gel free material



Quick Identification
Color-Coded Fiber



Easy Preparation
All-Dry Block



Cost Saving
Fast Splicing

- All Dielectric
- High Density and Compact Design
- Easy to handle and preparation
- Quick Identification
- Reduce installation cost
- Quicker field deployment
- Improved OSP productivity
- Versatile Applications: Aerial & Duct
- Excellent for limited duct space

Applications

- High-growth, high bandwidth communications
- Local area network (LAN)
- Subscriber network system
- Long haul communication system

Standards & Certifications

- [ITU-T G.650. 652.D. 657.A1] [IEC 60793] [TIA-598]
- [IEC 60794-1-21] [IEC 60794-1-22]
- [ANSI/ICEA S-87-640] [Telcodia GR-20] [RUS 7 CFR 1755]
- [ISO 9001, 14001] [OHSAS 18001]

Specification (12F ~ 144F)							
Total Fiber Count	12	24	36	48	72	96	144
No. of Fibers Per Ribbon (F)	12						
No. of Ribbon Per Tube (R)	1	2	3	4	6	8	12
Cable Diameter (Nom. mm)	12.6 [0.496 inch]				12.8 [0.504 inch]	13.3 [0.524 inch]	
Cable Weight (Nom. Kg/km)	108 [73lb/kft]	109 [74lb/kft]	110 [74lb/kft]	112 [75lb/kft]	114 [77lb/kft]	118 [79lb/kft]	125 [144lb/kft]

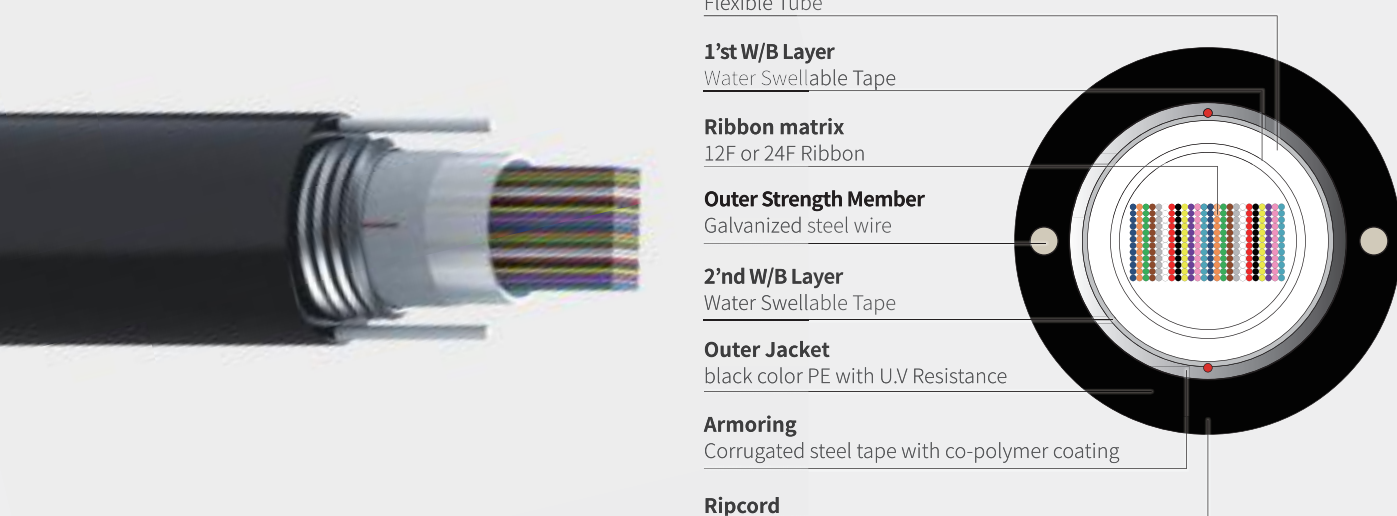
Specification (216F ~ 864F)						
Total Fiber Count	216	288	432	576	720	864
No. of Fibers Per Ribbon (F)	24					
No. of Ribbon Per Tube (R)	9	12	18	24	30	36
Cable Diameter (Nom. mm)	16.5 [0.650 inch]	19.8 [0.780 inch]		20.1 [0.790 inch]	25.1 [0.990 inch]	
Cable Weight (Nom. Kg/km)	183 [123lb/kft]	243 [164lb/kft]	251 [168lb/kft]	271 [168lb/kft]	349 [235lb/kft]	366 [246lb/kft]

Properties	
Min. bending radius	20 x cable outer diameter
Max. tensile strength	Short term 2700N, Long term 890N
Crush	220N/cm (Reversible)
Temperature range	Storage -40°C to +70°C / Installation -30°C to +70°C / Operation -40°C to +70°C

► All Specification Can Be Customized

DFLEXARIBBON ARMORED CENTRAL LOOSE TUBE

72F cable cross-section



- Central Buffer Tube**
Flexible Tube
- 1'st W/B Layer**
Water Swellable Tape
- Ribbon matrix**
12F or 24F Ribbon
- Outer Strength Member**
Galvanized steel wire
- 2'nd W/B Layer**
Water Swellable Tape
- Outer Jacket**
black color PE with U.V Resistance
- Armoring**
Corrugated steel tape with co-polymer coating
- Ripcord**

Definition

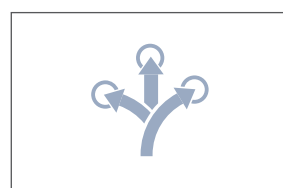
TFO DFLEXARibbon - Central Tube Ribbon combination of high-count fibers, ribbon stacks, corrugated armor and its versatile applications in aerial, duct and buried installation, makes it a perfect solution for high bandwidth communication networks. Its innovative design enhance field deployment and reduces drastically the installation cost and time.

The optical ribbon fibers stacks are placed within a single centralized gel-free Flexible buffer tube. The cable core incorporate innovative dry water blocking materials, to protect it from moisture migration. A corrugated steel armor is placed on the cable core, giving rodent protection, additional mechanical strength, and increasing the crush capability. The tensile strength is given by metallic strength members located 180 degrees a part inside the Polyethylene outer jacket, finishing a cable with outstanding optical performance, durability and reliability in its application and lifetime.


Features




Eco-friendly
Gel free material



Quick Identification
Color-Coded Fiber



Easy Preparation
All-Dry Block



Cost Saving
Fast Splicing

- High Density and Compact Design
- Easy to handle and preparation
- Quick Identification
- Rodent Protection
- Crush Resistance Increased
- Reduce installation cost
- Quicker field deployment
- Improved OSP productivity
- Versatile Applications: Aerial, Duct and Buried
- Excellent for limited duct space

Applications

- High-growth, high bandwidth communications
- Local area network (LAN)
- Subscriber network system
- Long haul communication system

Standards & Certifications

- [ITU-T G.650. 652.D. 657.A1] [IEC 60793] [TIA-598]
- [IEC 60794-1-21] [IEC 60794-1-22]
- [ANSI/ICEA S-87-640] [Telcodia GR-20] [RUS 7 CFR 1755]
- [ISO 9001, 14001] [OHSAS 18001]

Specification (12F ~ 144F)

Total Fiber Count	12	24	36	48	72	96	144
No. of Fibers Per Ribbon (F)	12						
No. of Ribbon Per Tube (R)	1	2	3	4	6	8	12
Cable Diameter (Nom. mm)	13.2 [0.520 inch]					13.6 [0.535 inch]	14.4 [0.567 inch]
Cable Weight (Nom. Kg/km)	168 [112lb/kft]	169 [113lb/kft]	170 [114lb/kft]	171 [115lb/kft]	174 [117lb/kft]	182 [122lb/kft]	200 [134lb/kft]

Specification (216F ~ 864F)

Total Fiber Count	216	288	432	576	720	864
No. of Fibers Per Ribbon (F)	24					
No. of Ribbon Per Tube (R)	9	12	18	24	30	36
Cable Diameter (Nom. mm)	17.2 [0.677 inch]	20.7 [0.815 inch]		21.0 [0.827 inch]	26.0 [1.024 inch]	
Cable Weight (Nom. Kg/km)	261 [175lb/kft]	332 [223lb/kft]	349 [234lb/kft]	371 [249lb/kft]	470 [315lb/kft]	487 [327lb/kft]

Properties

Min. bending radius	20 x cable outer diameter
Max. tensile strength	Short term 2700N, Long term 890N
Crush	220N/cm (Reversible)
Temperature range	Storage -40°C to +70°C / Installation -30°C to +70°C / Operation -40°C to +70°C

Fiber Type

Single-Mode Fiber	Fiber Standards	Wavelengths (nm)	Maximum Cable on Reel Attenuation (dB/km)
ANYWAVE D	652.D	1310/1383/1550	0.40/0.40/0.30
ANYWAVE FLEX A1	657A1	1310/1383/1550	0.40/0.40/0.30

► All Specification Can Be Customized