





Karya 20/22

S/P

Duvar Tipi Çift Cam Kapılı Teşhir Reyonu
Refrigerated Wall Cabinet With Double Glassed Door

TR

- Çalışma sıcaklığı M1 (-1/+5), M2 (-1/+7), ısı sınıfı
- Sadece dıştan motorlu versiyonu mevcut
- Ada şeklinde kurulum olanağı
- Geniş teşhir alanı ve tava
- Plastik koruyucu tampon
- Çerçevesiz çift cam kapı uygulaması
- Üstte standart tek sıra LED aydınlatma
- Raflarda ve/veya çerçevelerde LED aydınlatma seçenekleri
- Açılı, 400 mm, 450 mm, 500 mm, 600 mm raf seçenekleri
- Elektrostatik boyalı ve paslanmaz raf seçenekleri
- Aynalı ve camlı yan kapak seçenekleri
- Raflar arası homojen hava dağılımı
- RAL renk seçenekleri
- Reyon başı seçenekleri

EN

- Available for M1 (-1/+5), M2 (-1/+7), temp. class
- Only remote version available
- Possibility to assemble as an island type
- Wide display area and base tray
- Plastic bumper protection
- Double glazed doors with frame
- Standard LED single row canopy lighting
- Optional LED under shelves and/or doors lighting
- Inclined shelves with 400 mm, 420 mm, 450 mm, 500 mm, 600 mm length options
- Powder coated or stainless steel options for shelves
- Internally mirrored or glazed sidewalls
- Equal air flow between display shelves
- RAL color options
- Head unit options



COLD SECTION



REMOTE



DAIRY



MEAT



CHICKEN



PRE-PACKED FISH



PRE-PACKED MEAT



CHEESE



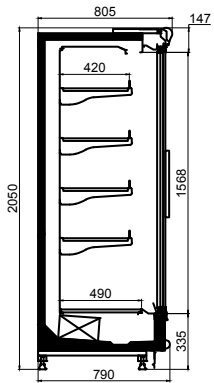
FRUITS & VEGETABLES



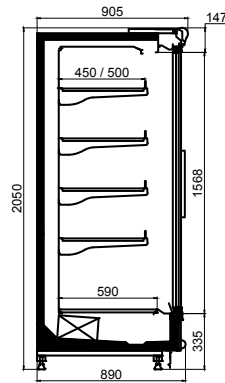
PRE-PACKED FRUITS & VEGETABLES



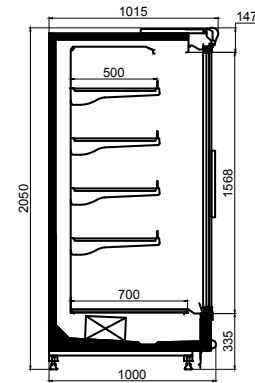
DRINKS



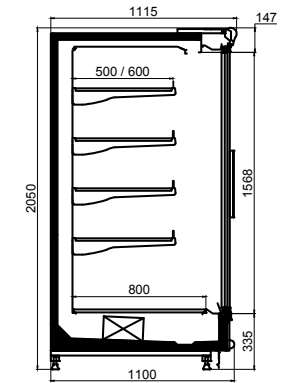
KARYA 20 S / P 0A SW / SL



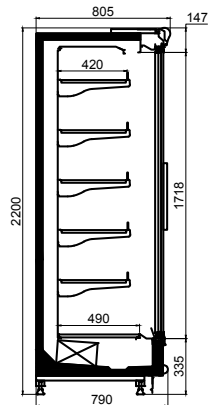
KARYA 20 S / P 1A SW / SL



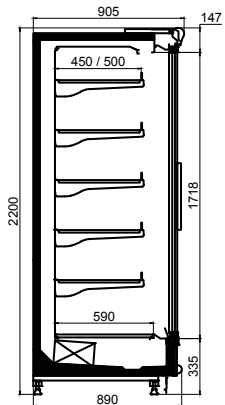
KARYA 20 S / P 15A SW / SL



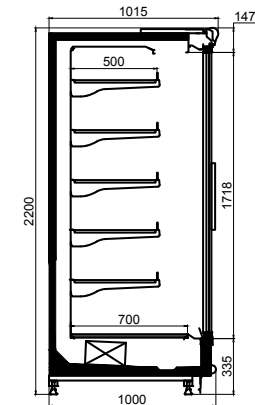
KARYA 20 S / P 2A SW / SL



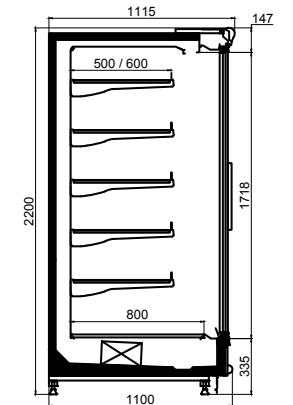
KARYA 22 S / P 0A SW / SL



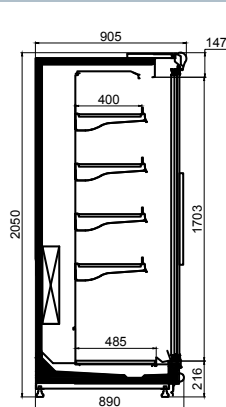
KARYA 22 S / P 1A SW / SL



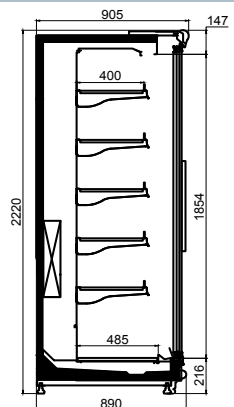
KARYA 22 S / P 15A SW / SL



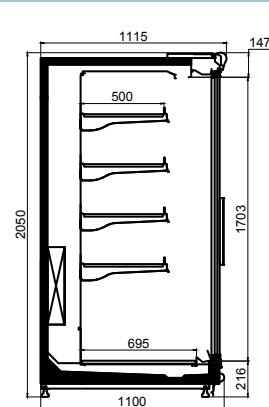
KARYA 22 S / P 2A SW / SL



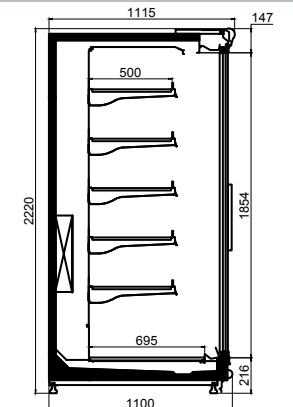
KARYA 20 S / P 1EA SW / SL



KARYA 22 S / P 1EA SW / SL



KARYA 20 S / P 2EA SW / SL



KARYA 22 S / P 2EA SW / SL

TEKNİK ÖZELLİKLER TECHNICAL SPECIFICATIONS

DERİNLİK DEPTH	ÖLÇÜ BİRİMLERİ MEASUREMENTS	UZUNLUK LENGTH mm	KARYA 20 S_A				KARYA 20 P_A				KARYA 22 S_A				KARYA 22 P_A			
			0	1	15	2	0	1	15	2	0	1	15	2	0	1	15	2
ÇALIŞMA SICAKLIĞI OPERATING TEMPERATURE	°C		M2 (-1/ +7°C)				M1 (-1/ +5°C)				M2 (-1/ +7°C)				M1 (-1/ +5°C)			
RAF TEŞHİR ALANI (RAF + TABAN) SHELF DISPLAY AREA (SHELF + TRAY)	m2	1250	3.0	3.13	3.23	3.42	3.0	3.13	3.23	3.42	3.27	3.36	3.47	4.13	3.27	3.36	3.47	4.13
		1875	4.5	4.7	4.85	5.13	4.5	4.7	4.85	5.13	4.90	5.04	5.21	6.20	4.90	5.04	5.21	6.20
		2500	6.0	6.27	6.47	6.84	6.0	6.27	6.47	6.84	6.54	6.72	6.95	8.27	6.54	6.72	6.95	8.27
		3125	7.5	7.84	8.1	8.55	7.5	7.84	8.1	8.55	8.17	8.4	8.69	10.34	8.17	8.4	8.69	10.34
		3750	9.0	9.4	9.71	10.26	9.0	9.4	9.71	10.26	9.80	10.08	10.43	12.41	9.80	10.08	10.43	12.41
YAN KAPAK KALINLIĞI SIDE WALL THICKNESS	mm	40 x 2																
ÇEVRE SICAKLIĞI - SINIF AMBIENT TEMP. - UNIT CLASS	°C	EN ISO 23953-2 / CLASSE 3 - 25°C / %60 RH																



DERİNLİK DEPTH	ÖLÇÜ BİRİMLERİ MEASUREMENTS	UZUNLUK LENGTH mm	KARYA 20 S_EA				KARYA 20 P_EA				KARYA 22 S_EA				KARYA 20 P_EA			
			0	1	15	2	0	1	15	2	0	1	15	2	0	1	15	2
ÇALIŞMA SICAKLIĞI OPERATING TEMPERATURE	°C		M2 (-1/ +7°C)				M1 (-1/ +5°C)				M2 (-1/ +7°C)				M1 (-1/ +5°C)			
RAF TEŞHİR ALANI (RAF + TABAN) SHELF DISPLAY AREA (SHELF + TRAY)	m2	1250	NA	4.13	NA	4.72	NA	4.13	NA	4.72	NA	4.27	NA	5.07	NA	4.27	NA	5.07
		1875	NA	6.20	NA	7.07	NA	6.20	NA	7.07	NA	6.41	NA	7.63	NA	6.41	NA	7.63
		2500	NA	8.27	NA	9.43	NA	8.27	NA	9.43	NA	8.55	NA	10.18	NA	8.55	NA	10.18
		3125	NA	10.34	NA	11.79	NA	10.34	NA	11.79	NA	10.69	NA	12.71	NA	10.69	NA	12.71
		3750	NA	12.41	NA	14.15	NA	12.41	NA	14.15	NA	12.82	NA	15.26	NA	12.82	NA	15.26
YAN KAPAK KALINLIĞI SIDE WALL THICKNESS	mm	40 x 2																
ÇEVRE SICAKLIĞI - SINIF AMBIENT TEMP. - UNIT CLASS	°C	EN ISO 23953-2 / CLASSE 3 - 25°C / %60 RH																