

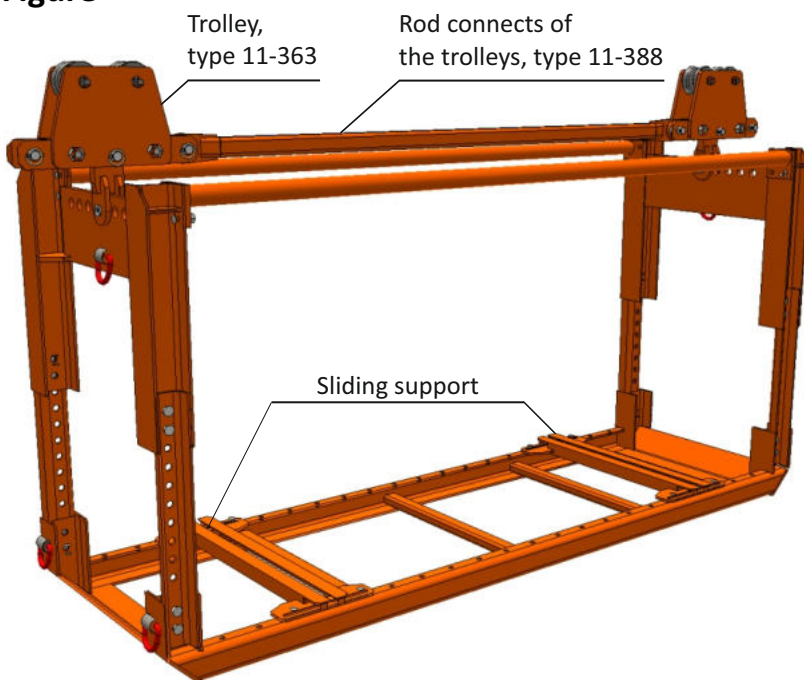
Name: The pallet

Type: 11-316

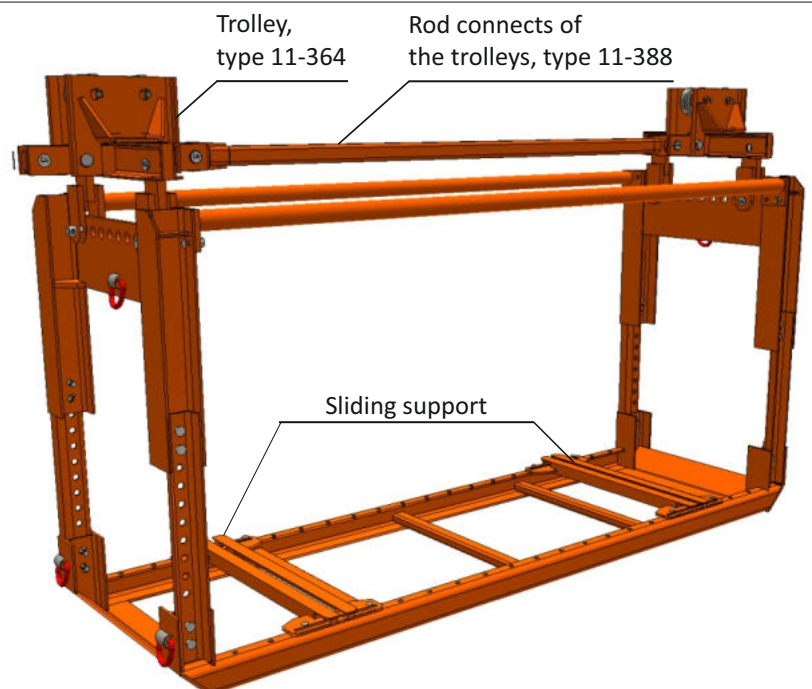
Technical parameters

Load capacity	3200 kg
Length of pallet	2500-3600 mm
Width of pallet	800 – 1400 mm
Height of pallet	1337-2837 mm
Weight of pallet	462-709 kg
Pulling or pushing force	110 kN
Speed of travelling	2 m/s
Rail profile	I 155, I 140E, I 140V
Maximum inclination of the route	27°

Figure



The pallet type 11-316, suspended onto trolleys, type 11-363


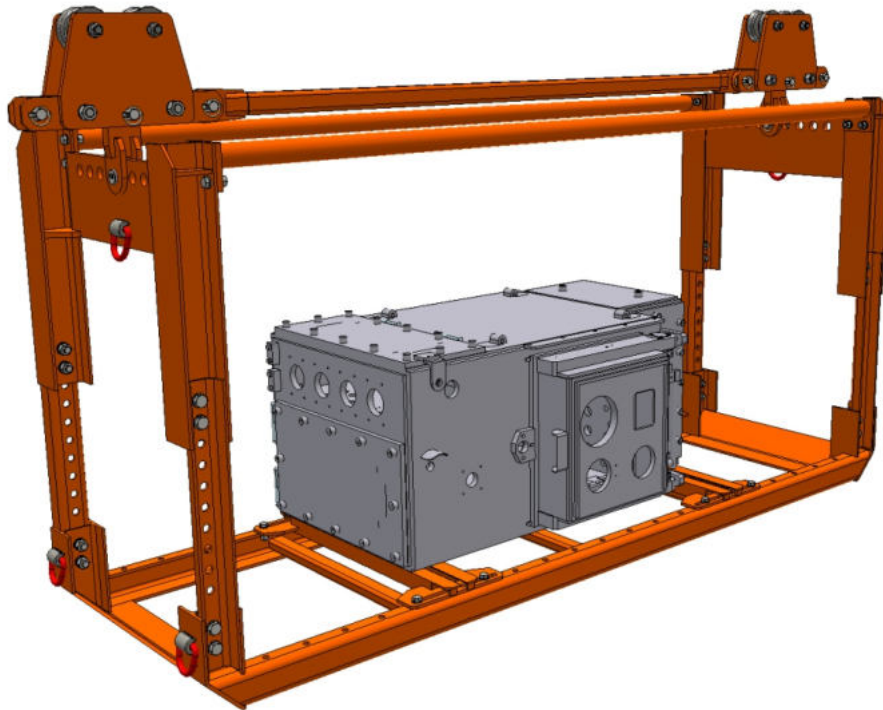


The pallet type 11-316, suspended onto trolleys, type 11-364

Name: The pallet

Type: 11-316

The pallet type 11-316 with a compact



Purpose

The pallet type 11-316 is used to transport various types of electrical equipment, as well as other machines and equipment, along the tracks of a suspended monorail transport system, installed in underground mines, in methane and non-methane areas, in excavations of the A, B and C class of methane explosion hazard, as well as the A and B class of coal dust explosion hazard.

The pallet is intended for the installation in the transport unit of a train with electric system, driven by a self-locking sliding device of 11-101 type. The pallet can also be joined directly or coupled with a transport unit and a diesel locomotive, switching car and other types of drive, approved for application in underground mines.

Additional information

Declaration, concerning the meeting of the technical requirements, by the product.