

## QC 2

The QC 2 system consists of a high precision diameter measuring head, a motorized rotating sample holder with automatic sample ejection and a processor unit USYS 20 with special software evaluating the captured values. The system provides fast and accurate measurements of manufactured parts or cut samples. QC 2 can be used either in quality control (QC) laboratories or on factory floors. It provides operators a simple and repeatable solution for parts measurement and immediate notification of meeting specification within given tolerances. Unlike other micrometers or mechanical indicators that can give errors due to poor zero setting, end play, calibration or are sensitive to user input, QC 2 provides repeatable measurements regardless the operator.



### QC 2 Advantages and Benefits

- Accurate and easy to use measurement method.
- Quick feedback for production optimisation.
- Quick sample positioning thanks to the special designed rotating holder. The mounting fixture ensures the test piece is always properly positioned within the gauge.
- Automatic rotation and measurement start by single key press.
- Automatic sample ejection for products up to 5 mm (.2 in.); manual removal for sample up to 18 mm (.7 in.). Sample length = 40...50 mm (1.57...1.97 in.)
- The operator is free to make as many measurements around the circumference of the sample as desired. Simple statistics of the resultant values will be computed.
- By simply pressing one key the min., max., average and standard deviation of the samples measurements are calculated and are available to printout.
- The calculated values can be uploaded to a host computer for further processing.

## Technical Data



### Measuring Head ODAC 60J

Diameter range	0.25...5 mm (.01... .2 in.) with automatic sample ejection
	5...18 mm (.2... .7 in.) with manual sample removal
Repeatability	+/- 0.25 µm (+/- .0000098 in.)
Scan rate	1000/s (option 2000/s)
Scanning speed	157 m/s (option: 315.4 m/s)
Light source	Visible laser diode, class II
Protection class	IP 65

### Processor USYS 20

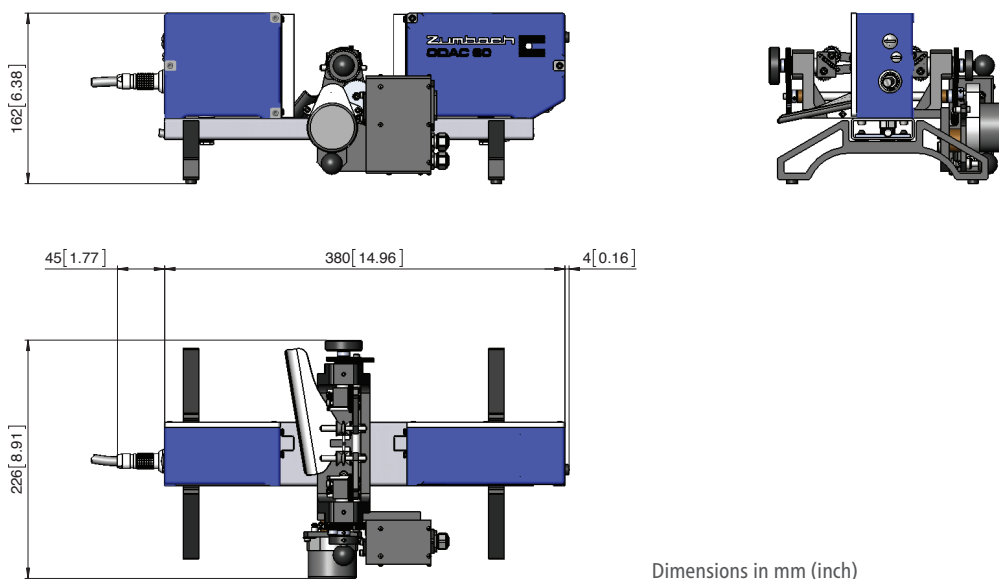
Display	<ul style="list-style-type: none"><li>• High contrast 4.2" LCD monochrome screen 240 x 128 pixels. Selectable resolution of up to 0.0001 mm (.000004 in.) of actual outside, minimum, maximum and average diameter.</li><li>• 6 bright LED alarm displays (tolerance, pre-alarm and other limit exceedings).</li></ul>
Functions	<ul style="list-style-type: none"><li>• Display of measurement value</li><li>• Communication with computer</li><li>• Printing</li></ul>
Features	<ul style="list-style-type: none"><li>• 1 serial interface RS-232/-422/-485 (configurable for the printing of the statistics or remote display)</li><li>• 1 serial interface RS-232/-422/-485 (configurable, galvanic separated)</li><li>• +/- tolerance alarms</li><li>• I/O connector with the following inputs and outputs:<ul style="list-style-type: none"><li>- 2 relay outputs for tolerance / 1 relay output for rotating holder</li><li>- 3 digital inputs (e.g. Start/Stop and pause, statistics, signal for the logging of the individual measurements into the statistics) / 1 digital output for rotating holder</li><li>- 5 digital outputs (tolerance alarms)</li><li>- 1 analogue output +/-</li></ul></li></ul>

Protection class IP 51

Versions  Table top or  19" rack mountable

• Technical specifications are subject to change without notice

## Dimensions



Dimensions in mm (inch)

Switzerland (H.Q.): ZUMBACH Electronic AG, P.O. Box, CH-2552 Orpund, Phone +41(0)32 356 04 00, Fax +41(0)32 356 04 30, E-Mail: sales@zumbach.ch  
Switzerland • Belgium • China • France • Germany • India • Italy • Spain • Taiwan • United Kingdom • USA  
www.zumbach.com